

Physician Assistant Education Association
PAEA
Alexandria, VA
www.PAEAonline.org

General Details

- **Mission:** The mission of PAEA is to pursue excellence, foster faculty development, advance the body of knowledge that defines quality education and patient-centered care, and promote diversity in all aspects of physician assistant education. PAEA forges linkages with other organizations to advance its mission and provides effective representation to affiliated organizations involved in health education, health care policy, and the national certification of PA graduates.
- **Size of organization:** Sixteen full and part-time staff members at PAEA
- **Number of member institutions:** PAEA's members are the programs in which students enroll to become physician assistants (PAs). Currently, 156 accredited programs comprise its membership. The approximately 1,500 educators, who hold positions as program directors, medical directors, faculty, academic and clinical coordinators, as well as admissions and administrative personnel at PA programs, are represented by PAEA and are informally considered its members.

General Organizational Updates (major updates covering a broad scope of activities)

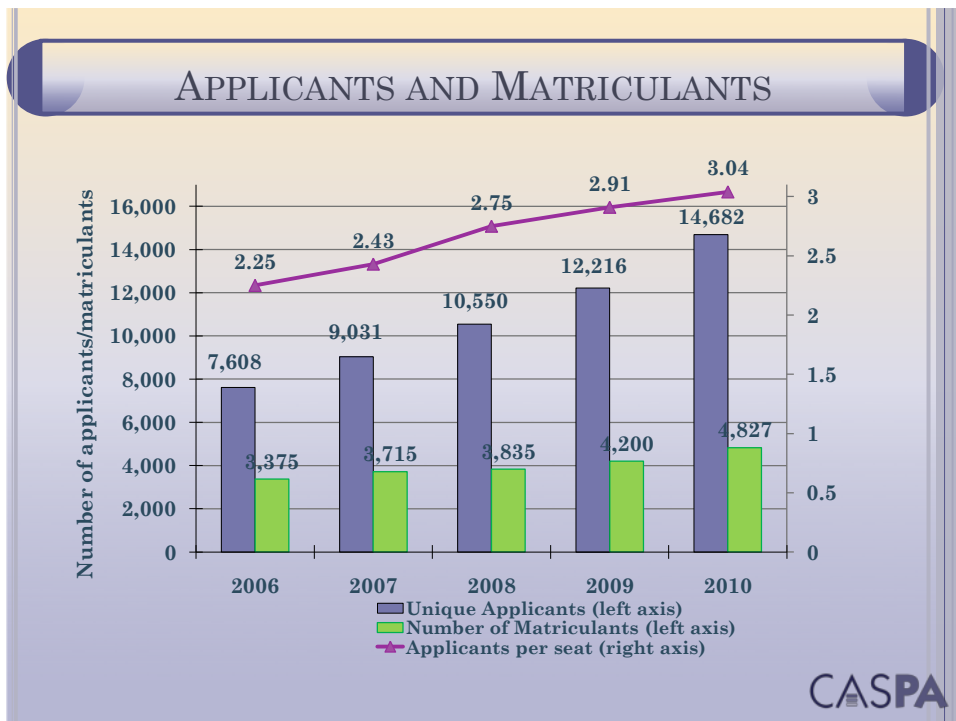
- **Diversity Efforts:** PAEA upholds diversity in its mission, goals, and value statement which reads, "We uphold the values of collegiality, scholarship, excellence, service, diversity, ethical behavior, integrity, and respect." To ensure efforts to promote diversity are ongoing, the charges of several PAEA committees focus specifically on enhancing diversity within the Association. The Association has recently expanded its focus on diversity to include new curricular resources, pipeline programs, and is exploring additional opportunities through the Joint PAEA/AAPA Workforce Task Force.
- **Cost of Education Study:** A study is being undertaken to develop a tool to estimate the costs associated with PA education that include student tuition as well as financial support from sponsoring institutions (ie. operating expenses). Findings from the study are to be used to gain a better understanding of the actual costs of educating PAs and will be compared to other professions.
- **Joint PAEA/AAPA Workforce Task Force:** A joint task force is meeting to develop recommendations that can be implemented by PAEA and AAPA to expand the PA workforce and ensure the PA profession's maximum impact on the health of the nation through 2020. Recommendations are to span the continuum of the profession from the pre-professional student to the most experienced clinician and to address a spectrum of future opportunities and challenges for expanding the profession including ensuring a diverse workforce, creating the educational infrastructure necessary for development of quality programs, and maximizing the distribution of PAs by specialty, geography and other attributes to meet the nation's current and future health care needs.
- **Preceptor Survey:** A survey will be administered to clinically practicing PAs to determine the benefits as well as perceived barriers associated with precepting PA students. The survey is designed to capture the responses from those who currently precept, those who have previously precepted but don't currently, and those who have never precepted PA students.
- **Advocacy:** Federal support for PA education increased this year, with a 15% set aside in the Title VII allotment for Primary care and Dentistry cluster. This funding will support innovations in PA curriculum and provide students opportunities to work with underserved populations. The additional funding is in recognition of the important role that PAs play in advancing the health of the nation.

Admissions Update

- **Report on the 2009 – 2010 cycle**
 - **Number of applicants:** 14,682
 - **% change (+/-) from previous year:** 20.1%
 - **Male/female ratio:** 27.62% male, 72.24% female, 0.14% unreported
 - **Ethnicity and Race (% of total applicants):** 9.0% Hispanic/Latino, 78.1% White, 8.6% African American, 14.5% Asian, 1.2% American Indian, 0.2% Hawaiian/Pacific Islander
 - **Mean Age:** 27
 - **Mean GPA:** Science GPA: 3.13, Cumulative GPA: 3.25

- **Number of admitted applicants (matriculants):** 4,827
- **Male/female ratio:** 27% male, 73% female
- **Ethnicity and Race(% of total applicants):** 7.4% Hispanic/Latino, 86.2% White, 4.1% African American, 10.8% Asian, 1.0% American Indian, 0.1% Hawaiian/Pacific Islander
- **Mean Age:** 26
- **Mean GPA:** Science GPA: 3.39, Cumulative GPA: 3.46

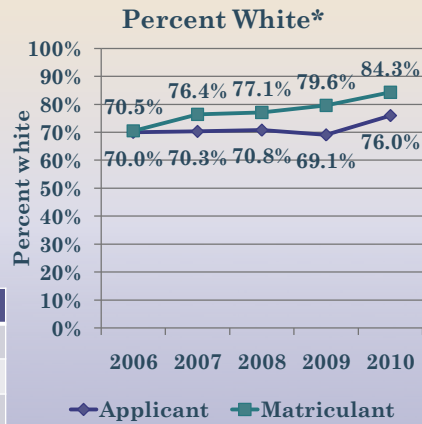
Report on trends



ETHNICITY AND RACE

- Spanish/Hispanic/Latino/Latina origin:
 - Applicants: 9.0%
 - Matriculants: 7.4%
- Race (Applicants can choose more than one answer):

	Applicant	Matriculant
Am. Ind/Ala	1.2%	1.0%
Asian	14.5%	10.8%
Black/Af. Am.	8.6%	4.1%
Native Ha./other P.I.	0.2%	0.1%
White	78.1%	86.2%

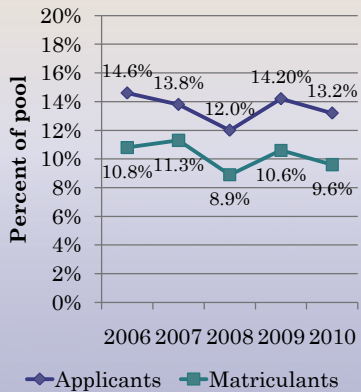


* Data for 2010 reflects applicants/matriculants that selected "White" only

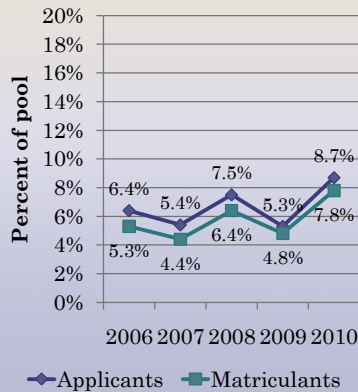
CASPA

DISADVANTAGED STATUS

Economically Disadvantaged



Educationally Disadvantaged



CASPA

Key admission updates

- Of the 156 PAEA member programs, 125 programs currently participate in CASPA.
- CASPA member programs may now download and print applications through the admissions portal via a PDF file.
- WebAdMIT is an admissions tool that will be available for the 2011-2012 admissions cycle. WebAdMIT is designed to streamline the admissions process for member programs through the use of the current CASPA portal with a web-based admission software product.
- The most frequently listed titles related to direct patient health care experience reported by the applicants are volunteer, Medical Assistant, Certified Nursing Assistant, and Emergency Medical Technician.
- The most frequently listed titles related to health related experience reported by the applicants are: PA shadow, volunteer, research assistant, and observer.

Contact information for further information and questions

Michel Statler, MLA, PA-C
Director of Professional Affairs and Education
Physician Assistant Education Association (PAEA)
300 N. Washington St, Suite 710
Alexandria, VA 22314-2544
Tel: (703) 548-5538, ext. 310
Fax: (703) 548-5539
mstatler@paeaonline.org

Key Websites

- **Physician Assistant Education Association (PAEA):**
<http://www.PAEAonline.org>
- **Central Application Service for Physician Assistants (CASPA) - Website for Applicants:**
<http://www.caspaonline.org>